



2023 Top Metal Builders

The return to growth

By Paul Deffenbaugh, Editorial Director


This year, the list of top metal builders shows a growing industry with the largest contractors and erectors reporting significant growth in the average tonnage and square footage of the metal buildings they constructed between 2021 and 2022.

For the second year, we've broken out the list of 20 top erectors from the list of 100

top contractors. The most important reason is so that we don't end up counting work on the same building twice, once for the contractor furnishing the metal building system and again for the erector putting up the steel.

That does cause complications, though, because some companies furnish and erect, but also are contracted to only erect a building, making them both contractors and

erectors. Rather than separate those numbers out in the same entity, we identify those companies as contractors.

The two lists make it difficult to compare trends such as changes in market share or building size over the years. To alleviate that, we identified the 100 largest companies, regardless of definition, and show how their averages compare to previous years. 

Overview

The average tonnage and square footage of metal building contractors and erectors increased significantly in 2022 compared to 2021. For the 100 largest contractors, the tonnage increased 8.1%, while the square footage jumped up 15.6%.

Contractors List

Average Tonnage 2021: 1724.0 tons

Average Tonnage 2022: 1876.5 tons

Percent Increase: 8.1%

Average Square Footage 2021: 394,705 sq. ft.

Average Square Footage 2022: 467,449 sq. ft.

Percent Increase: 15.6%

The 20 largest metal building erectors saw an even greater increase in both tonnage (29.9%) and square footage (24.3%). Those numbers indicate a healthy industry on the rebound from a couple of tough years.

Erectors List

Average Tonnage 2021: 3,340.0 tons


Average Tonnage 2022: 4,763.2 tons

Percent Increase: 29.9%

Average Square Footage 2021: 1,026,890 sq. ft.

Average Square Footage 2022: 1,355,808 sq. ft.

Percent Increase: 24.3%

When we took only the 100 largest builders, regardless if they were contractors or erectors, we saw similar significant increases. The average tonnage increased 20.9% and square footage was 22.4% higher. 

Top 100 Contractors and Erectors Combined

Average Tonnage 2021: 2,176.2 tons

Average Tonnage 2022: 2,751.8 tons

Percent Increase: 20.9%

Average Square Footage 2021: 559,529 sq. ft.

Average Square Footage 2022: 721,297 sq. ft.

Percent Increase: 22.4%

What would you most like to see change in the metal building industry?

We asked more than 150 metal building contractors and erectors what they would most like to change about the industry. Many of their answers hit the same, somewhat predictable issues: labor shortage, lead times and pricing. But there were a number of unique responses that could help the industry going forward.

Training

Top metal builders pointed to the need for training in a number of different areas. Training is part of the answer to solving the skilled labor shortage and attracting young workers to the industry, but also to raising the overall quality of the industry.

One said, "Design professionals and owners need better training options on [metal building system (MBS)] projects. From design to ordering processes, we would love to see better educational opportunities."

The AC478 Metal Building Assembler accreditation program got quite a number of mentions in the survey. Most builders

called for more erectors to be accredited, but one asked for support from manufacturers. "Building manufacturers should stress the importance of AC478 when meeting with architects, engineers and owners, and getting it written into the specifications. Building manufacturer's do not certify building erectors, but most architects, engineers and owners want the assurance that their building is being erected by a qualified erector. This would help the overall image of metal building systems."


Design

One old-school builder would like the industry go back to a time when the metal building systems were off-the-shelf options and didn't require as much involvement of engineers, but most of the builders who talked about design asked for more flexibility and more options. "Increased flexibility of framing design using conventional steel methods," said one. Another said, "Modernize the façades" And a third had a

very specific request: "Make a more aesthetic 36-inch-wide panel."

Sustainability and Energy Codes

Top metal builders raised the issue of energy code changes and insulation systems on several occasions. While one contractor was interested in rolling back the energy code requirements, most were interested in finding ways to solve insulation and vapor barrier needs. As one said, "It is hard to meet the current ASHRAE standard for insulation; when the new standard for ASHRAE is adopted, it will be extremely difficult to meet that standard for insulation."

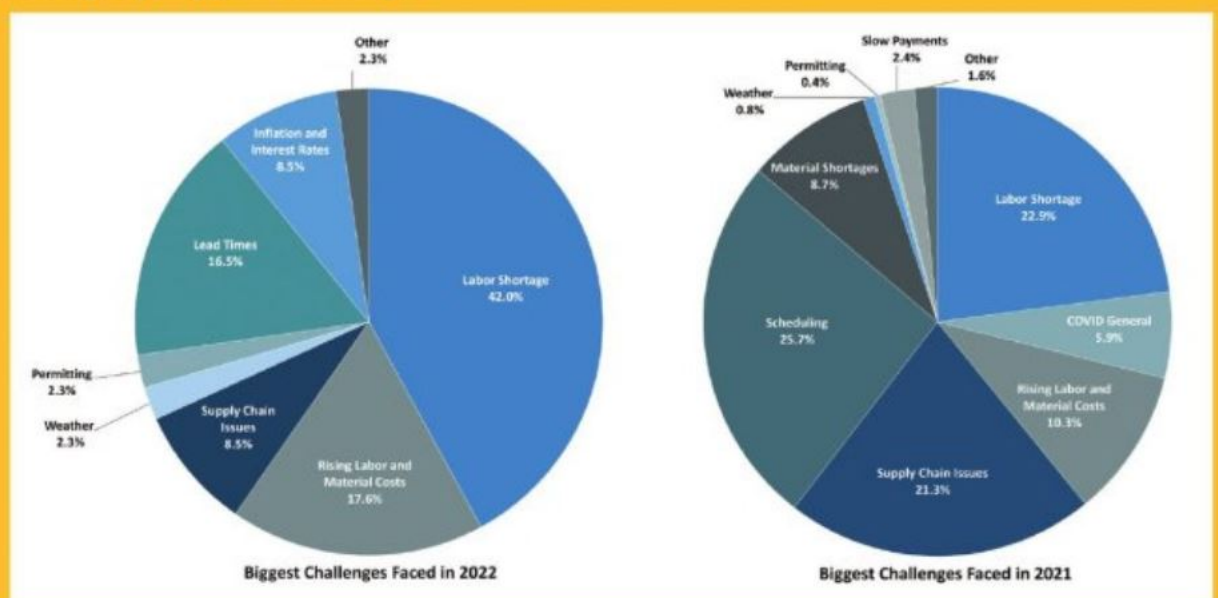
Part of the solution for meeting that will be innovation of products. Several top metal builders pointed to improved product innovation as an important element of the industry, but a couple spoke specifically about insulation. "Insulation systems that are more easily incorporated into [MBS] that met the new energy codes," said one. 

Labor Shortage, Lead Times, Pricing Top Biggest Challenges

Labor shortage, labor shortage, labor shortage. Say it often enough and maybe someday it won't be the issue that vexes the construction industry and especially the metal building system side. Every year since 2011 when we began asking metal builders what their biggest challenge was, the lack of skilled labor has led the pack.

This year, the problem is back with a vengeance as 42% of top metal builders said it was the biggest challenge they faced in 2022.


If you take labor shortage, rising material and labor costs, and lengthening lead time together, they represent about 75% of the challenges reported this year. That's not a whole lot different from the challenges top metal builders said they faced in 2021, but then the lead times issues was buried within overall scheduling problems caused by witches brew of materials shortages, supply chain disruption and worker shortages.



One big note of change from 2021 to 2022 is the supply issue disruption. Last year, 21.3% of top metal builders reported having to deal with supply chain issues, but this year it was down to 8.5%. Perhaps the clogs that have been created by COVID-19 have been unstopped and the supply chain is beginning to operate normally.


One new problem child has reared its head: inflation and interest rates. We broke inflation

out from increased material and labor costs because the mentions were broader than those two items and were combined with the rising interest rates. Top metal builders report delays in funding for projects or cancelled projects because of the increased costs of borrowing money.

Weather delays and permitting problems always hit the list of challenges top metal builders face, but there was a slight increase in reporting on both those issues this year. 

Market Share

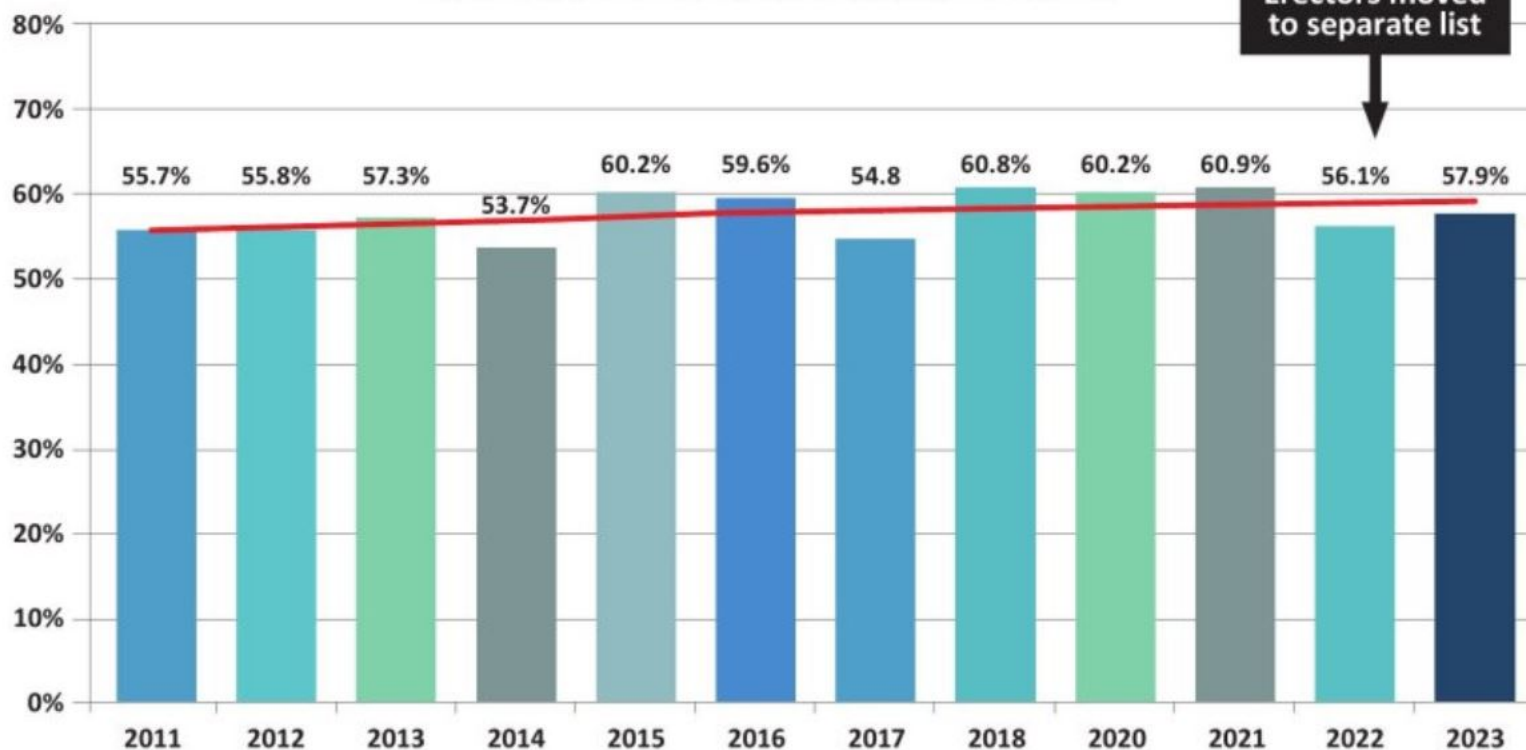
One of the most interesting results of tracking the largest metal building contractors and erectors is to see if there is consolidation within the industry. To that end, we combined the lists to identify the 100 largest companies, regardless of type of business. Then we compared the 10 largest contractors and erectors to the next 80 to see if they are gaining more market share. This year, that percentage (60.8%) was essentially flat compared to last year (59.3%). But over the last dozen years, the red trendline on the chart shows how market share has increased slightly.

Because we changed our methodology last year and started creating separate lists for contractors and erectors, we pulled out just the contractors to be able to compare to previous years. After a dip last year to 56.1% market share for the top 10, which was probably a result of removing erectors from the combined list, we saw a slight increase this year to 57.9%. But, since 2011 when we began measuring this, we still haven't seen much increase in market share of the 10 largest contractors. 

**Top 10% Market Share of
Combined Metal Building Contractors and Erectors**



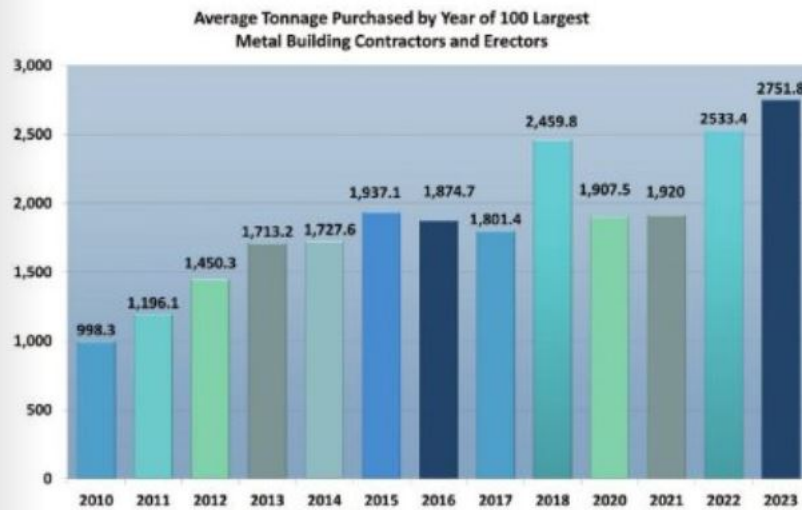
Top 10% Market Share of Metal Building Contractors



Average Size



During the COVID-19 pandemic, there was a sharp decrease in the tonnage and square footage installed by metal building contractors. In 2018, the industry reached a peak over the last decade before the drop off. But this year, both tonnage and square footage increased significantly compared to last year.



When looking at the tonnage and square footage of the combined lists of contractors and erectors, you see significant increases in the last couple of years. Most of that increase can be attributed to creating a separate erector list, since those contractors tend to take on larger projects. But even so, the jump in size over the last two years is notable.

Top Metal Building Contractors by Tonnage

Rank	Company, Location	Year Founded	2022 Tonnage	2021 Tonnage	% Change Tonnage	2022 Footage	Affiliated Manufacturer
1	Span Construction & Engineering Inc., Madera, Calif.	1980	29,596.4	28,209.3	4.9%	7,843,487	Butler Manufacturing
2	Keller Inc., Kaukauna, Wis.	1960	15,098.0	16,642.0	-9.3%	2,099,046	American Buildings Co.
3	Wilshar Steel, Rogers, Ark.	1994	9,205.0	8,475.0	8.6%	1,700,800	Nucor Building Systems, Wilshar Buildings
4	Image Building Systems, Phoenix	2006	7,217.0	5,071.0	42.3%	1,197,870	CBC Steel Buildings, Star Building Systems, Varco Pruden Buildings
5	Dunn Building Co. LLC, Birmingham, Ala.	1878	5,483.0	3,279.0	67.2%	1,289,516	Kirby Building Systems, Varco Pruden Buildings
6	Steel Building Specialists Inc., Baltimore, Md.	1996	5,311.0	2,215.0	139.8%	1,108,937	Varco Pruden Buildings
7	Arizona Corporate Builders LLC, Tempe, Ariz.	2005	4,170.0	3,759.0	10.9%	670,875	Behlen Manufacturing Co., Nucor Building Systems, Star Building Systems
8	Pioneer Construction Inc., Grand Rapids, Mich.	1933	3,850.0	1,621.0	137.5%	1,068,000	Multiple
9	Building Innovation Group Inc., East Rochester, N.Y.	2000	3,125.0	2,465.0	26.8%	525,000	Ceco Building Systems, Kirby Building Systems
10	Freeman Building Systems, Wooster, Ohio	1992	2,935.0				Butler Manufacturing
11	Briner Building Inc., Bluffton, Ind.	1969	2,675.0	2,900.0	-7.8%	885,000	Butler Manufacturing
12	Steel Vision Construction Inc., Rigby, Idaho	2001	2,664.0	2,493.0	6.9%	631,868	Behlen Manufacturing Co., Nucor Building Systems, Parkline Buildings
13	Dublin Building Systems, Dublin, Ohio	1969	2,622.0	347.0	655.6%	975,130	Varco Pruden Buildings
14	Brett Construction Co., Lexington, Ky.	1987	2,411.0	1,725.0	39.8%	709,221	Nucor Building Systems, Varco Pruden Buildings
15	Jensen Builders Ltd., Fort Dodge, Iowa	1983	2,370.0	1,531.0	54.8%	578,200	Chief Buildings
16	Rhoads & Johnson, Fenton, Mich.	1902	2,127.0				Butler Manufacturing
17	SteelCan Building Systems, Oshawa, Ontario, Canada	2018	2,095.0	1,485.0	41.1%	155,000	Varco Pruden Buildings
18	SEA CON LLC, Issaquah, Wash.	1976	1,992.0	1,792.0	11.2%	258,433	GEM Building Systems, Metallic Building Co., Nucor Building Systems
19	C. Tucker Cope and Associates, Columbiana, Ohio	1978	1,903.0	460.0	313.7%	429,218	American Buildings Co., Corle Building Systems, Metallic Building Co.

Top Metal Building Erectors by Tonnage

Rank	Company, Location	Year Founded	2022 Tonnage	2021 Tonnage	% Change Tonnage	2022 Footage	Affiliated Manufacturer
1	Precision Erecting Co. Inc., Russell Springs, Ky.	1990	17,451.0	8,888.0	96.3%	3,405,090	Multiple
2	Sure Steel Inc., South Weber, Utah	1993	15,267.0	7,656.0	99.4%	2,786,246	American Buildings Co., Ceco Building Systems, GEM Building Systems, Varco Pruden Buildings
3	SteelWorx Solutions LLC, Groveland, Fla.	2005	14,450.0	14,286.0	1.1%	2,410,000	
4	Fleming Steel Erectors, Tulsa, Okla.	1946	8,006.0	4,705.0	70.2%	1,410,000	Butler Manufacturing
5	J&M Steel Solutions Inc., Lehi, Utah	2004	6,461.0	1,364.0	373.7%	1,292,207	Metallic Building Co., Nucor Building Systems
6	Design Systems Builders LLC, Nashville, Tenn.	1976	5,536.0	1,221.0	353.4%	1,800,000	Butler Manufacturing
7	Stewart Richey, Bowling Green, Ky.	1973	4,429.0	2,575.0	72.0%	1,831,658	Kirby Building Systems
8	Mericle Construction Inc., Wilkes-Barre, Pa.	1985	4,381.0	5,160.0	-15.1%	1,460,245	Butler Manufacturing
9	Revere Steel LLC, Butler, Pa.	2019	2,689.0	2,450.0	9.8%	627,394	
10	Crossland Construction Co. Inc., Columbus, Kan.	1977	2,485.3			582,727	
11	Foundation Steel LLC, Swanton, Ohio	2008	2,180.0	2,901.0	-24.9%	749,250	Kirby Building Systems
12	Steelsmith Inc., Pittsburgh, Pa.	2013	1,904.0	2,486.0	-23.4%	502,796	
13	Bob Breeding General Contractors LLC, Denton, Md.	1969	1,640.0	1,073.0	52.8%	405,508	American Buildings Co., Metallic Building Co., Nucor Building Systems, Star Building Systems
14	US Metal Builders Inc., Pleasant Hill, Iowa	2018	1,427.0	510.0	179.8%	394,722	American Buildings Co., Varco Pruden Buildings
15	Zartman Construction Inc., Northumberland, Pa.	1973	1,411.0	328.0	330.2%	385,000	American Buildings Co.
16	DD Construction, Lakewood, Colo.	2017	1,341.0			362,457	Butler Manufacturing
17	Maine Metal Buildings Inc., Gorham, Maine	2017	1,155.0	796.0	45.1%	267,147	Corle Building Systems, Package Building Systems, Ideal Steel, American Building Systems
18	Chestnut Oak Construction LLC, Heath, Ohio	2016	1,067.0	1,431.5	-25.5%	260,511	Nucor Building Systems
19	Bahnmler Construction Inc., Everett, Wash.	2005	1,015.0	1,539.0	-34.0%	238,738	Ceco Building Systems, Nucor Building Systems, Star Building Systems
20	Hammers Construction Inc., Perham, Minn.	1956	967.9	750.4	29.0%	227,340	American Buildings Co., Behlen Manufacturing Co., Metallic Building Co.

Top Metal Building Contractors by Tonnage

Rank	Company, Location	Year Founded	2022 Tonnage	2021 Tonnage	% Change Tonnage	2022 Footage	Affiliated Manufacturer
20	Clouse Construction Corp., New Riegel, Ohio	1975	1,850.0	2,282.0	-18.9%	378,820	Butler Manufacturing
21	Wright Construction Western Inc., Saskatoon, Saskatchewan, Canada	1905	1,843.0	1,961.0	-6.0%	337,000	Butler Manufacturing
22	Rainwater Construction Co., Atlanta	1956	1,804.0	164.0	1000.0%	528,215	Butler Manufacturing
23	C.I. Construction LLC, Alexandria, Minn.	1945	1,775.0	350.0	407.1%	481,400	Butler Manufacturing
24	Scenic Ridge Co., Lancaster, Pa.	1989	1,773.7	2,033.3	-12.8%	378,622	American Buildings Co., Corle Building Systems, Metallic Building Co.
25	Buildings By Design, Brush, Colo.	2004	1,771.0	745.0	137.7%	248,672	Chief Buildings
26	NuAge Builders, Sioux Falls, S.D.	2017	1,750.0	1,682.0	4.0%	575,000	Behlen Manufacturing Co., Varco Pruden Buildings
27	James Ware Construction Inc., Sturgis, Mich.	1974	1,711.0	891.0	92.0%	474,350	Butler Manufacturing
28	Clear Span Structures LLC, Riviera Beach, Fla.	2007	1,708.0	850.0	100.9%	175,000	Butler Manufacturing, Chief Buildings, Nucor Building Systems
29	Harrell Construction Co. Inc., Jacksonville, Fla.	1977	1,670.0	1,350.0	23.7%	245,000	Varco Pruden Buildings
30	Hoover Building Specialists LLC, Honey Brook, Pa.	2001	1,647.9	1,952.4	-15.6%	303,996	Corle Building Systems
31	Patterson Horth Inc., Indianapolis	1995	1,639.6	1,664.7	-1.5%	98,028	Nucor Building Systems
32	Design Builders & Contractors, Elk Mound, Wis.	2005	1,627.5	552.4	194.6%	304,660	Nucor Building Systems
33	Lefever Building Systems, Denver	1987	1,621.1	834.5	94.3%	246,613	Nucor Building Systems, Varco Pruden Buildings, Alliance Steel Building Systems
34	JBS Contracting Inc., Mount Pleasant, Mich.	1993	1,574.8	1,300.0	21.1%	531,789	Chief Buildings, Nucor Building Systems
35	Epic Construction, Kieler, Wis.	2002	1,558.0	1,133.0	37.5%	420,080	Nucor Building Systems, Varco Pruden Buildings
36	J.B. Steel LLC, Medford, Ore.	1970	1,558.0	1,637.0	-4.8%	444,015	Metallic Building Co., Nucor Building Systems
37	Ivan Weaver Construction, Fredericksburg, Ohio	1970	1,521.1	1,324.3	14.9%	621,489	Chief Buildings
38	Ayars & Ayars Inc., Lincoln, Neb.	1985	1,509.4	406.7	271.1%	430,385	
39	Veneklasen Construction, Grand Rapids, Mich.	1976	1,489.0	737.0	102.0%	572,567	Varco Pruden Buildings, Inland Buildings

Top Metal Building Erectors by Footage

Rank	Company, Location	Year Founded	2022 Footage	2021 Footage	% Change Footage	2022 Tonnage	Affiliated Manufacturer
1	RMG Erectors & Constructors LLC, Missoula, Mont.	2000	4,444,424	1,461,905	204.0%		
2	Precision Erecting Co. Inc., Russell Springs, Ky.	1990	3,405,090	2,224,331	53.1%	17,451.0	Multiple
3	Sure Steel Inc., South Weber, Utah	1993	2,786,246	1,493,580	86.5%	15,267.0	American Buildings Co., Ceco Building Systems, GEM Building Systems, Varco Pruden Buildings
4	SteelWorx Solutions LLC, Groveland, Fla.	2005	2,410,000	2,384,800	1.1%	14,450.0	
5	Stewart Richey, Bowling Green, Ky.	1973	1,831,658	1,445,126	26.7%	4,429.0	Kirby Building Systems
6	Design Systems Builders LLC, Nashville, Tenn.	1976	1,800,000			5,536.0	Butler Manufacturing
7	Mericle Construction Inc., Wilkes-Barre, Pa.	1985	1,460,245	630,000	131.8%	4,381.0	Butler Manufacturing
8	Fleming Steel Erectors, Tulsa, Okla.	1946	1,410,000	1,340,000	5.2%	8,006.0	Butler Manufacturing
9	J&M Steel Solutions Inc., Lehi, Utah	2004	1,292,207	581,920	122.1%	6,461.0	Metallic Building Co., Nucor Building Systems
10	A-Lert Building Systems, a division of Centurion Industries Inc., New Braunfels, Texas	1975	1,250,902	1,928,230	-35.1%		A-lert Building Systems, Nucor Building Systems
11	Foundation Steel LLC, Swanton, Ohio	2008	749,250	967,800	-22.6%	2,180.0	Kirby Building Systems
12	Revere Steel LLC, Butler, Pa.	2019	627,394	516,000	21.6%	2,689.0	
13	Crossland Construction Co. Inc., Columbus, Kan.	1977	582,727			2,485.3	
14	Thomas Phoenix International, Eastampton, N.J.	1998	512,049	813,728	-37.1%		Multiple
15	Steelsmith Inc., Pittsburgh	2013	502,796	605,766	-17.0%	1,904.0	
16	Maverick Steel Inc., Byers, Colo.	2002	443,609	614,890	-27.9%		Metallic Building Co., Nucor Building Systems, B&C Steel Buildings
17	Pairieland Construction LLC, Arthur, Ill.	2006	421,238	581,747	-27.6%		none
18	Bob Breeding General Contractors LLC, Denton, Md.	1969	405,508	264,313	53.4%	1,640.0	American Buildings Co., Metallic Building Co., Nucor Building Systems, Star Building Systems
19	US Metal Builders Inc., Pleasant Hill, Iowa	2018	394,722	361,081	9.3%	1,427.0	American Buildings Co., Varco Pruden Buildings
20	G&D Erectors Inc., Avella, Pa.	2009	386,100	268,800	43.6%		Corle Building Systems, Nucor Building Systems, Terry Building Co.

Top Metal Building Contractors by Tonnage

Rank	Company, Location	Year Founded	2022 Tonnage	2021 Tonnage	% Change Tonnage	2022 Footage	Affiliated Manufacturer
40	Brevard Constructors Inc., Titusville, Fla.	1982	1,445.4	808.2	78.8%	377,331	Nucor Building Systems
41	Ross Construction Group, Springfield, Mo.	2017	1,437.0	484.0	196.9%	513,972	American Buildings Co., Star Building Systems, B&C Steel
42	Coastal Steel Structures, Boca Raton, Fla.	2005	1,396.0	2,490.0	-43.9%	546,531	Nucor Building Systems
43	Septagon Construction Co., Sedalia, Mo.	1980	1,353.0	1,672.0	-19.1%		Butler Manufacturing
44	Valor Contracting LLC, West Fargo, N.D.	2019	1,332.0	975.0	36.6%	407,510	Chief Buildings, Varco Pruden Buildings
45	J&F Construction & Development Inc., Bucyrus, Ohio	1977	1,311.0	1,584.0	-17.2%	292,050	Butler Manufacturing
46	MMS Northeast Inc., Hampton Falls, N.H.	2001	1,295.0			349,200	Chief Buildings
47	Bobbitt Construction, Raleigh, N.C.	1946	1,274.0	459.0	177.6%	458,543	Butler Manufacturing
48	Durand Builders, Durand, Wis.	1964	1,177.0	369.0	219.0%	411,245	American Buildings Co., Varco Pruden Buildings
49	Greystone Construction Co., Shakopee, Minn.	1987	1,163.7	937.5	24.1%	288,620	Nucor Building Systems
50	Wagner Construction Co. LLC, Leesburg, Fla.	1989	1,151.0	569.0	102.3%	260,350	Butler Manufacturing
51	MMBS Inc., Hudsonville, Mich.	1972	1,140.0	1,160.0	-1.7%	390,800	Kirby Building Systems
52	Construction Management Inc., Winchester, Va.	1976	1,137.0	352.0	223.0%	357,220	Butler Manufacturing
53	MWC Group Inc., Adelanto, Calif.	2015	1,125.0	750.0	50.0%	305,150	Cornerstone Building Brands, Star Building Systems, Varco Pruden Buildings
54	CHG Building Systems Inc., Renton, Wash.	1987	1,095.0	1,299.0	-15.7%	261,369	Varco Pruden Buildings
55	Keystone Steel Structures LLC, Honey Brook, Pa.	2001	1,084.6	750.8	44.4%	441,243	Kirby Building Systems, Metallic Building Co., Whirlwind Steel Buildings, Vulcan Steel Structures
56	Svenska Builders Ltd., Saskatoon, Saskatchewan, Canada	2016	1,040.0	2,000.0	-48.0%	130,400	Prairie Steel Products
57	North Valley Building Systems Inc., Chico, Calif.	1972	1,029.0	1,088.0	-5.4%		Butler Manufacturing
58	Industrial Building Systems, Milford, Conn.	1997	999.0	413.0	141.9%	184,430	Varco Pruden Buildings
59	Galbraith/Pre-Design Inc., Carlisle, Pa.	1990	986.0	2,533.0	-61.1%	277,946	Butler Manufacturing
60	M & F Litteken Co., Wichita Falls, Texas	1912	935.0	445.0	110.1%	177,970	Butler Manufacturing, Varco Pruden Buildings
61	Redhawk Metal Buildings LLC, Richfield, Wis.	2016	897.0	1,732.0	-48.2%	215,691	Nucor Building Systems
62	Riedel-Wilks Building Structures Inc., Huntington, W.Va.	1978	897.0	1,267.0	-29.2%	264,814	Parkline Buildings, Varco Pruden Buildings
63	Walker Design & Construction, West Palm Beach, Fla.	1990	866.4	823.8	5.2%	158,000	Butler Manufacturing, Kirby Building Systems
64	Cincinnati Commercial Contracting, Cincinnati	1979	862.0	363.0	137.5%	280,587	Butler Manufacturing
65	Campbell Construction Inc., Wooster, Ohio	1953	810.0	167.0	385.0%	202,280	Butler Manufacturing
66	Guardian Construction, Murrysville, Pa.	1973	802.0	165.0	386.1%	165,250	Butler Manufacturing
67	BARNES buildings & management group inc., Weymouth, Mass.	1996	776.0	2,007.0	-61.3%	222,723	Behlen Manufacturing Co., Metallic Building Co., Package Steel
68	Gorski Engineering Inc., Collegeville, Pa.	2003	758.0			135,000	Butler Manufacturing
69	Lichtefeld Inc., Louisville, Ky.	1918	736.0	693.0	6.2%	201,414	Butler Manufacturing
70	Fabri Steel West Inc., Sacramento, Calif.	1997	719.0	390.0	84.4%	189,903	Metallic Building Co., Nucor Building Systems
71	Tamora Building Systems Inc., West Chester, Pa.	1989	717.0			177,000	Butler Manufacturing
72	Jones Contracting Inc., Albertville, Ala.	2001	674.0	271.0	148.7%	230,794	Schulte Building Systems Inc.
73	A.B. Systems Inc., Rochester, Minn.	1972	673.0	707.0	-4.8%	120,645	Nucor Building Systems, Varco Pruden Buildings
74	Deming Enterprise, Perry, Ohio	1980	634.0	65.0	875.4%	202,565	Kirby Building Systems
75	Pat Munger Construction Co. Inc., Branford, Conn.	1960	609.0	546.0	11.5%	86,795	Varco Pruden Buildings
76	Spyker Contracting Inc., Defiance, Ohio	1994	597.0	508.0	17.5%	210,720	Nucor Building Systems, Varco Pruden Buildings
77	PATCO Construction Inc., Sanford, Maine	2006	595.0	907.0	-34.4%	102,159	Varco Pruden Buildings
78	G&W Builders, Brea, Calif.	1878	582.0	635.0	-8.3%	199,400	American Buildings Co., Star Building Systems
79	Christensen Construction & Design Co. Inc., Estherville, Iowa	1996	577.0	82.0	603.7%	146,302	Butler Manufacturing
80	Ohio Dutch Construction, Millersburg, Ohio	2005	567.0	757.0	-25.1%	209,898	Kirby Building Systems
81	Altmann Construction, Wisconsin Rapids, Wis.	1933	556.0			130,900	Butler Manufacturing
82	Northwest Builders Inc., Rice Lake, Wis.	2000	543.0	129.0	320.9%	172,515	Butler Manufacturing
83	Weisheit Construction Co. Inc., Stamford, Neb.	1992	531.0	278.0	91.0%	92,930	Chief Buildings
84	A.C.E. Building Service Inc., Manitowoc, Wis.	1969	514.0	2,089.0	-75.4%	153,923	Butler Manufacturing
85	Systems West Construction, Yakima, Wash.	2001	456.0				Butler Manufacturing
86	Baumer Construction Inc., Minster, Ohio	1969	448.0	216.0	107.4%	118,942	Varco Pruden Buildings
87	MAR Building Solutions, Lee's Summit, Mo.	1987	432.0	958.0	-54.9%	194,700	Butler Manufacturing
88	Mid-States Construction Inc., Elkhart, Ind.	1983	429.5	1,519.5	-71.7%	143,501	Nucor Building Systems
89	EPOC Construction Inc., Newport News, Va.	1902	429.0	410.0	4.6%	151,385	American Buildings Co., Varco Pruden Buildings
90	PHI Construction Inc., Portland, Ore.	2018	407.0	173.0	135.3%	143,000	Varco Pruden Buildings

Top Metal Building Contractors by Tonnage

Rank	Company, Location	Year Founded	2022 Tonnage	2021 Tonnage	% Change Tonnage	2022 Footage	Affiliated Manufacturer
91	Dunlap & Co., Columbus, Kan.	1976	393.3	616.6	-36.2%	79,188	American Buildings Co.
92	Milla Construction, Minerva, Ohio	1978	383.0			126,397	Kirby Building Systems
93	Systems West Inc., Litchfield, Minn.	1975	381.0			120,000	Butler Manufacturing
94	Whitener & Jackson Inc., Manassas, Va.	1905	379.0	714.5	-47.0%		American Buildings Co., Ceco Building Systems
95	Cardinal Construction Co. Inc., Fond du Lac, Wis.	1956	335.9				Kirby Building Systems
96	Bremco Construction Inc., Long Beach, Calif.	1945	329.0				Butler Manufacturing
97	Metal Building Specialists LLC, Rocky Mount, N.C.	1989	320.0			73,200	Nucor Building Systems
98	Architectural Building Systems, Phoenix	2004	305.0			286,770	American Buildings Co., Bunger Steel
99	Lock Steel Building Co. Inc., Carrollton, Mo.	2017	294.0	863.0	-65.9%	129,032	Varco Pruden Buildings
100	J. Shoffner General Contractor Inc., La Porte, Ind.	1974	277.4	476.1	-41.7%	68,506	Nucor Building Systems

Top Metal Building Contractors by Square Footage

Rank	Company, Location	Year Founded	2022 Footage	2021 Footage	% Change Footage	2022 Tonnage	Affiliated Manufacturer
1	Span Construction & Engineering Inc., Madera, Calif.	1980	7,843,487	6,413,050	22.3%	29,596.4	Butler Manufacturing
2	Keller Inc., Kaukauna, Wis.	1960	2,099,046	1,981,558	5.9%	15,098.0	American Buildings Co.
3	Miller Buildings Inc., Flourtown, Pa.	1976	1,818,800	1,767,460	2.9%		Miller Buildings, Inc.
4	Wilshar Steel, Rogers, Ark.	1994	1,700,800	1,597,200	6.5%	9,205.0	Nucor Building Systems, Wilshar Buildings
5	Dunn Building Co. LLC, Birmingham, Ala.	1878	1,289,516	867,069	48.7%	5,483.0	Kirby Building Systems, Varco Pruden Buildings
6	C. A. Taylor LLC, Thorntown, Ind.	2012	1,200,000	80,000	1400.0%		Nucor Building Systems
7	Image Building Systems, Phoenix	2006	1,197,870	992,700	20.7%	7,217.0	CBC Steel Buildings, Star Building Systems, Varco Pruden Buildings
8	Steel Building Specialists Inc., Baltimore, Md.	1996	1,108,937	156,911	606.7%	5,311.0	Varco Pruden Buildings
9	Pioneer Construction Inc., Grand Rapids, Mich.	1933	1,068,000	445,019	140.0%	3,850.0	Multiple
10	Dublin Building Systems, Dublin, Ohio	1969	975,130	118,000	726.4%	2,622.0	Varco Pruden Buildings
11	Briner Building Inc., Bluffton, Ind.	1969	885,000	831,420	6.4%	2,675.0	Butler Manufacturing
12	Brett Construction Co., Lexington, Ky.	1987	709,221	494,785	43.3%	2,411.0	Nucor Building Systems, Varco Pruden Buildings
13	Arizona Corporate Builders LLC, Tempe, Ariz.	2005	670,875	606,283	10.7%	4,170.0	Behlen Manufacturing Co., Nucor Building Systems, Star Building Systems
14	Steel Vision Construction Inc., Rigby, Idaho	2001	631,868	763,507	-17.2%	2,664.0	Behlen Manufacturing Co., Nucor Building Systems, Parkline Buildings
15	A&T Builders LLC, Higden, Ark.	2014	625,000	350,000	78.6%		Ceco Building Systems
16	Ivan Weaver Construction, Fredericksburg, Ohio	1970	621,489	952,046	-34.7%	1,521.1	Chief Buildings
17	Jensen Builders Ltd., Fort Dodge, Iowa	1983	578,200	368,814	56.8%	2,370.0	Chief Buildings
18	NuAge Builders, Sioux Falls, S.D.	2017	575,000	465,000	23.7%	1,750.0	Behlen Manufacturing Co., Varco Pruden Buildings
19	Veneklasen Construction, Grand Rapids, Mich.	1976	572,567	193,542	195.8%	1,489.0	Varco Pruden Buildings, Inland Buildings
20	Coastal Steel Structures, Boca Raton, Fla.	2005	546,531	812,145	-32.7%	1,396.0	Nucor Building Systems
21	JBS Contracting Inc., Mount Pleasant, Mich.	1993	531,789	297,456	78.8%	1,574.8	Chief Buildings, Nucor Building Systems
22	Rainwater Construction Co., Atlanta	1956	528,215	35,000	1409.2%	1,804.0	Butler Manufacturing
23	Building Innovation Group Inc., East Rochester, N.Y.	2000	525,000	375,000	40.0%	3,125.0	Ceco Building Systems, Kirby Building Systems
24	Ross Construction Group, Springfield, Mo.	2017	513,972	269,452	90.7%	1,437.0	American Buildings Co., Star Building Systems, B&C Steel
25	C.I. Construction LLC, Alexandria, Minn.	1945	481,400	125,000	285.1%	1,775.0	Butler Manufacturing
26	James Ware Construction Inc., Sturgis, Mich.	1974	474,350	305,250	55.4%	1,711.0	Butler Manufacturing
27	Bobbitt Construction, Raleigh, N.C.	1946	458,543	105,999	332.6%	1,274.0	Butler Manufacturing
28	J.B. Steel LLC, Medford, Ore.	1970	444,015	311,426	42.6%	1,558.0	Metallic Building Co., Nucor Building Systems
29	Keystone Steel Structures LLC, Honey Brook, Pa.	2001	441,243	526,782	-16.2%	1,084.6	Kirby Building Systems, Metallic Building Co., Whirlwind Steel Buildings, Vulcan Steel Structures
30	Ayars & Ayars Inc., Lincoln, Neb.	1985	430,385	124,672	245.2%	1,509.4	
31	C. Tucker Cope and Associates, Columbiana, Ohio	1978	429,218	234,544	83.0%	1,903.0	American Buildings Co., Corle Building Systems, Metallic Building Co.

Top Metal Building Contractors by Square Footage

Rank	Company, Location	Year Founded	2022 Footage	2021 Footage	% Change Footage	2022 Tonnage	Affiliated Manufacturer
32	Epic Construction, Kieler, Wis.	2002	420,080	444,670	-5.5%	1,558.0	Nucor Building Systems, Varco Pruden Buildings
33	Durand Builders, Durand, Wis.	1964	411,245	150,828	172.7%	1,177.0	American Buildings Co., Varco Pruden Buildings
34	Valor Contracting LLC, West Fargo, N.D.	2019	407,510	325,026	25.4%	1,332.0	Chief Buildings, Varco Pruden Buildings
35	MMBS Inc., Hudsonville, Mich.	1972	390,800	315,368	23.9%	1,140.0	Kirby Building Systems
36	Clouse Construction Corp., New Riegel, Ohio	1975	378,820	470,192	-19.4%	1,850.0	Butler Manufacturing
37	Scenic Ridge Co., Lancaster, Pa.	1989	378,622	503,658	-24.8%	1,773.7	American Buildings Co., Corle Building Systems, Metallic Building Co.
38	Brevard Constructors Inc., Titusville, Fla.	1982	377,331	200,830	87.9%	1,445.4	Nucor Building Systems
39	Rudolph Libbe Inc., Walbridge, Ohio	1955	360,000	1,084,000	-66.8%	191.0	Nucor Building Systems, Varco Pruden Buildings
40	Construction Management Inc., Winchester, Va.	1976	357,220	68,500	421.5%	1,137.0	Butler Manufacturing
41	MMS Northeast Inc., Hampton Falls, N.H.	2001	349,200			1,295.0	Chief Buildings
42	Wright Construction Western Inc., Saskatoon, Saskatchewan, Canada	1905	337,000	374,000	-9.9%	1,843.0	Butler Manufacturing
43	MWC Group Inc., Adelanto, Calif.	2015	305,150	203,000	50.3%	1,125.0	Cornerstone Building Brands, Star Building Systems, Varco Pruden Buildings
44	Design Builders & Contractors, Elk Mound, Wis.	2005	304,660	151,000	101.8%	1,627.5	Nucor Building Systems
45	Hoover Building Specialists LLC, Honey Brook, Pa.	2001	303,996	359,228	-15.4%	1,647.9	Corle Building Systems
46	J&F Construction & Development Inc., Bucyrus, Ohio	1977	292,050	272,261	7.3%	1,311.0	Butler Manufacturing
47	Greystone Construction Co., Shakopee, Minn.	1987	288,620	220,117	31.1%	1,163.7	Nucor Building Systems
48	Architectural Building Systems, Phoenix	2009	286,770			305.0	American Buildings Co., Bunger Steel
49	Cincinnati Commercial Contracting, Cincinnati	1979	280,587	186,121	50.8%	862.0	Butler Manufacturing
50	Galbraith/Pre-Design Inc., Carlisle, Pa.	1990	277,946	80,505	245.3%	986.0	Butler Manufacturing
51	Riedel-Wilks Building Structures Inc., Huntington, W.Va.	1978	264,814	467,216	-43.3%	897.0	Parkline Buildings, Varco Pruden Buildings
52	CHG Building Systems Inc., Renton, Wash.	1987	261,369	323,145	-19.1%	1,095.0	Varco Pruden Buildings
53	Wagner Construction Co. LLC, Leesburg, Fla.	1989	260,350	126,750	105.4%	1,151.0	Butler Manufacturing
54	SEA CON LLC, Issaquah, Wash.	1976	258,433	252,785	2.2%	1,992.0	GEM Building Systems, Metallic Building Co., Nucor Building Systems
55	Buildings By Design, Brush, Colo.	2004	248,672	215,882	15.2%	1,771.0	Chief Buildings
56	Lefever Building Systems, Denver	1987	246,613	320,249	-23.0%	1,621.1	Nucor Building Systems, Varco Pruden Buildings, Alliance Steel Building Systems
57	Harrell Construction Co. Inc., Jacksonville, Fla.	1977	245,000	200,000	22.5%	1,670.0	Varco Pruden Buildings
58	Jones Contracting Inc., Albertville, Ala.	2001	230,794	127,184	81.5%	674.0	Schulte Building Systems Inc.
59	BARNES buildings & management group inc., Weymouth, Mass.	1996	222,723	266,595	-16.5%	776.0	Behlen Manufacturing Co., Metallic Building Co., Package Steel
60	Redhawk Metal Buildings LLC, Richfield, Wis.	2016	215,691	280,048	-23.0%	897.0	Nucor Building Systems
61	Spyker Contracting Inc., Defiance, Ohio	1979	210,720	197,030	6.9%	597.0	Nucor Building Systems, Varco Pruden Buildings
62	Ohio Dutch Construction, Millersburg, Ohio	1984	209,898	230,435	-8.9%	567.0	Kirby Building Systems
63	Deming Enterprise, Perry, Ohio		202,565	25,000	710.3%	634.0	Kirby Building Systems
64	Campbell Construction Inc., Wooster, Ohio	1953	202,280	42,000	381.6%	810.0	Butler Manufacturing
65	Lichtefeld Inc., Louisville, Ky.	1918	201,414	140,813	43.0%	736.0	Butler Manufacturing
66	G&W Builders, Brea, Calif.	1984	199,400	92,000	116.7%	582.0	American Buildings Co., Star Building Systems
67	MAR Building Solutions, Lee's Summit, Mo.	2014	194,700	247,600	-21.4%	432.0	Butler Manufacturing
68	Fabri Steel West Inc., Sacramento, Calif.	1997	189,903	127,233	49.3%	719.0	Metallic Building Co., Nucor Building Systems
69	Industrial Building Systems, Milford, Conn.	1997	184,430	132,386	39.3%	999.0	Varco Pruden Buildings
70	M & F Litteken Co., Wichita Falls, Texas	1912	177,970	99,950	78.1%	935.0	Butler Manufacturing, Varco Pruden Buildings
71	Tamora Building Systems Inc., West Chester, Pa.	1989	177,000			717.0	Butler Manufacturing
72	Clear Span Structures LLC, Riviera Beach, Fla.	2007	175,000	110,000	59.1%	1,708.0	Butler Manufacturing, Chief Buildings, Nucor Building Systems
73	Bighorn Steel Buildings Inc., Pueblo, Colo.	2012	172,650	152,055	13.5%	255.0	Corle Building Systems, Nucor Building Systems
74	Northwest Builders Inc., Rice Lake, Wis.	1976	172,515	261,408	-34.0%	543.0	Butler Manufacturing
75	Guardian Construction, Murrysville, Pa.	1973	165,250	46,280	257.1%	802.0	Butler Manufacturing
76	Walker Design & Construction, West Palm Beach, Fla.	1990	158,000	153,300	3.1%	866.4	Butler Manufacturing, Kirby Building Systems
77	SteelCan Building Systems, Oshawa, Ontario, Canada	2018	155,000	130,000	19.2%	2,095.0	Varco Pruden Buildings
78	A.C.E. Building Service Inc., Manitowoc, Wis.	1950	153,923	321,700	-52.2%	514.0	Butler Manufacturing
79	EPOC Construction Inc., Newport News, Va.	2001	151,385	146,646	3.2%	429.0	American Buildings Co., Varco Pruden Buildings

Top Metal Building Contractors by Square Footage

Rank	Company, Location	Year Founded	2022 Footage	2021 Footage	% Change Footage	2022 Tonnage	Affiliated Manufacturer
80	Christensen Construction & Design Co. Inc., Estherville, Iowa	1969	146,302	49,616	194.9%	577.0	Butler Manufacturing
81	Mid-States Construction Inc., Elkhart, Ind.	1975	143,501	226,186	-36.6%	429.5	Nucor Building Systems
82	PHI Construction Inc., Portland, Ore.	1992	143,000	86,600	65.1%	407.0	Varco Pruden Buildings
83	Reed Construction & Metal Structures, Sevierville, Tenn.	1982	142,640	182,000	-21.6%		Pinnacle Structures, Inc.
84	Gorski Engineering Inc., Collegeville, Pa.	2003	135,000			758.0	Butler Manufacturing
85	Altmann Construction, Wisconsin Rapids, Wis.	1982	130,900			556.0	Butler Manufacturing
86	Svenska Builders Ltd., Saskatoon, Saskatchewan, Canada	2016	130,400	265,000	-50.8%	1,040.0	Prairie Steel Products
87	Lock Steel Building Co. Inc., Carrollton, Mo.	1946	129,032	281,587	-54.2%	294.0	Varco Pruden Buildings
88	Milla Construction, Minerva, Ohio		126,397			383.0	Kirby Building Systems
89	A.B. Systems Inc., Rochester, Minn.	1972	120,645	125,338	-3.7%	673.0	Nucor Building Systems, Varco Pruden Buildings
90	Systems West Inc., Litchfield, Minn.	1967	120,000			381.0	Butler Manufacturing
91	Baumer Construction Inc., Minster, Ohio	1952	118,942	43,460	173.7%	448.0	Varco Pruden Buildings
92	PATCO Construction Inc., Sanford, Maine	1987	102,159	148,443	-31.2%	595.0	Varco Pruden Buildings
93	Patterson Horth Inc., Indianapolis	1995	98,028	495,205	-80.2%	1,639.6	Nucor Building Systems
94	Weisheit Construction Co. Inc., Stamford, Neb.	1971	92,930	78,120	19.0%	531.0	Chief Buildings
95	Pat Munger Construction Co. Inc., Branford, Conn.	1968	86,795	196,993	-55.9%	609.0	Varco Pruden Buildings
96	Tarheel Building Systems of New Bern Inc., New Bern, N.C.	1986	83,044	28,066	195.9%	264.1	Ceco Building Systems, Chief Buildings
97	Dunlap & Co., Columbus, Kan.	1873	79,188	200,771	-60.6%	393.3	American Buildings Co.
98	Total Building Solutions LLC, Bourbon, Mo.	1996	78,000	12,000	550.0%	272.0	American Buildings Co.
99	Empire Building Construction, Sioux Falls, S.D.	1983	73,250	281,355	-74.0%	221.4	Ceco Building Systems, Varco Pruden Buildings
100	Metal Building Specialists LLC, Rocky Mount, N.C.	2017	73,200			320.0	Nucor Building Systems

Top Metal Building Contractors Company List

A&T Builders LLC—Sq. Footage

Higden, Ark.
Amanda Rodgers

A.B. Systems Inc.—Both*

Rochester, Minn.
Peter Schuller
abystemsinc.com
Design-builder, metal buildings, roofing, retrofit and new construction.

A.C.E. Building Service Inc.—Both

Manitowoc, Wis.
Chris Herzog, Stuart Johnson, Max Maigatter, Carolyn Hoffmann
www.acebuildingservice.com
Design-build general contractor specializing in new construction, expansions, renovations, metal buildings and metal re-roof

Altmann Construction—Both

Wisconsin Rapids, Wis.
Tom Altmann
www.altmannconstruction.com
General contractor

Architectural Building Systems—Both*

Phoenix
Bob Porter
www.archbuildingsystems.com
Furnish, manage and erect metal buildings

Arizona Corporate Builders LLC

—Both*
Tempe, Ariz.
Stravinski Companies, Dave Manarin, Greg St. Clair
www.azcorporatebuilders.com
Metal building systems, new construction

Ayars & Ayars Inc.—Both

Lincoln, Neb.
R. Michael Ayars
www.ayarsayars.com
Design-build, architecture and construction

BARNES buildings & management group inc.

—Both*
Weymouth, Mass.
Marty Barnes
www.barnesbuildings.com
Supply and install metal buildings, metal siding and roofing, structural and misc. iron fabrication

Baumer Construction Inc.—Both

Minster, Ohio
Ben Baumer, Kurt Baumer, Matt Quinter
www.baumerconstruction.com
Design-build of all types of construction, including metal buildings

Bighorn Steel Buildings Inc.—Sq. Footage

Pueblo, Colo.
Joseph Corsentino, Daniel Corsentino
www.bighornsteelbuildings.com
Design build, metal buildings, roofing, siding, new and old

Bobbitt Construction—Both*

Raleigh, N.C.
100% Employee-owned
www.bobbitt.com
Integrated design-build, general contracting, CMAR, renovations and fit-ups, services and maintenance

Bremco Construction Inc.—Tonnage

Long Beach, Calif.
Greg Darling, Matt Bennett
www.bremcoconstruction.com
General contractor, metal buildings

* Metal Building Contractors & Erectors Association Member | ** AC478 Accredited